



Introducing FLOATING PUMPS & STRAINERS

Amphibio



AMPHIBIO Floating Pumps

- Choose between Honda or Briggs & Stratton engines
- Flowrates of 800 L/min to 2,400 L/min
- Pump designed to run dry without damage
- Compact sizing for transport and handling with ergonomic frame
- High quality European design and construction
- High strength, impact resistant polyethylene float
- Options include:
 - o External fuel tank available – up to 4 hours run time
 - o Remote start option
 - o Bronze impeller
 - o Alternative strainer

AMPHIBIO Floating Strainers

- Protect your valuable pumping assets from damage
- High quality European design and construction
- Self-levelling with rotating suction chamber
- Suitable for suction from water levels as low as 20mm
- Large filter open area to prevent blockage
- Rubber clack valve with manual release prevents back-flow
- Compact sizing for transport and handling
- Lightweight yet strong construction
- High strength, impact resistant polyethylene float



AMPHIBIO HYDRA

ENGINE

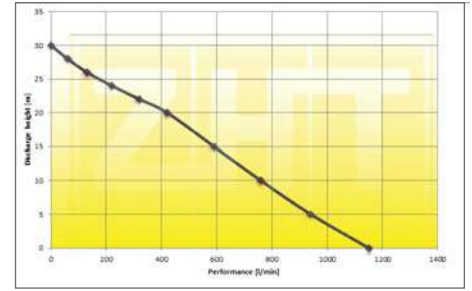
Type
Piston Displacement
Authorised Output
Fuel Consumption
Pump Performance
Pump delivery height
Dimensions
Weight
Op time w/ext fuel tank

GCV 190

4 Stroke
187 cc
6.5 HP
1.3L/hr at 3,000rpm
1100 L/min
30m
800 x 580 x 460mm
26kg
3 hours 30 minutes

B&S 850

4 Stroke
190 cc
6 HP
1.4L/hr at 3,000 rpm
1100 L/min
30m
800 x 580 x 460mm
25kg



AMPHIBIO 800

ENGINE

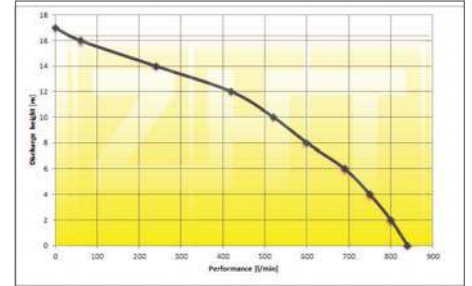
Type
Piston Displacement
Authorised Output
Fuel Consumption
Pump Performance
Pump delivery height
Dimensions
Weight
Op time w/ext fuel tank

GCV 160

4 Stroke
163 cc
5.5 HP
1.1L/hr at 3,000rpm
900 L/min
17m
800 x 580 x 460mm
25kg
4 hours 10 minutes

GXV 160

4 Stroke
163 cc
5.5 HP
1.1L/hr at 3,000 rpm
900 L/min
17m
800 x 580 x 460mm
29kg



AMPHIBIO 1200

ENGINE

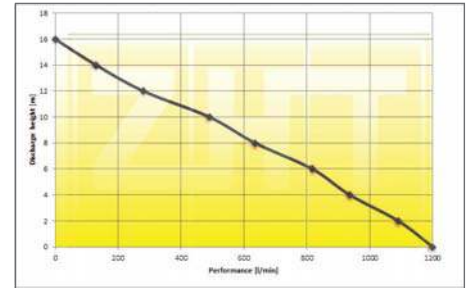
Type
Piston Displacement
Authorised Output
Fuel Consumption
Pump Performance
Pump delivery height
Dimensions
Weight
Op time w/ext fuel tank

GCV 190

4 Stroke
187 cc
6.5 HP
1.3L/hr at 3,000rpm
1200 L/min
17m
800 x 580 x 460mm
27kg
3 hours 30 minutes

B&S 850

4 Stroke
190 cc
5.5 HP
1.4L/hr at 3,000 rpm
1200 L/min
17m
800 x 580 x 460mm
26kg



AMPHIBIO 1500

ENGINE

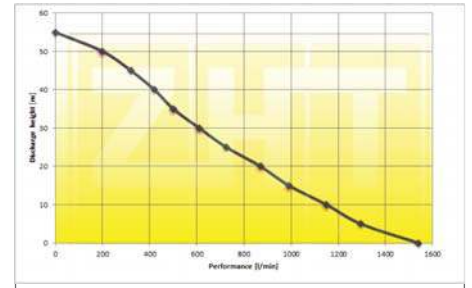
Type
Piston Displacement
Authorised Output
Fuel Consumption
Pump Performance
Pump delivery height
Dimensions
Weight
Op time w/ext fuel tank

GXV 390

4 Stroke air-cooled gas
389 cc
13 HP
2.5L/hr at 3,000rpm
1500 L/min
55m
800 x 750 x 525mm
56kg
up to 4 hours

B&S

4 Stroke
344 cc
13 HP
2.5L/hr at 3,000 rpm
1500 L/min
55m
800 x 750 x 48mm
50kg



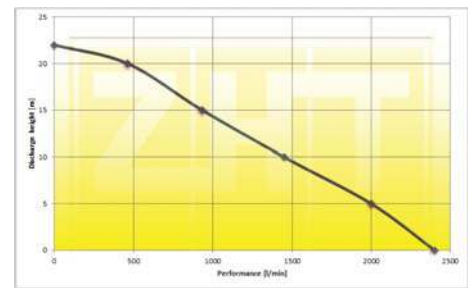
AMPHIBIO 2400

ENGINE

Type
Piston Displacement
Authorised Output
Fuel Consumption
Pump Performance
Pump delivery height
Dimensions
Weight
Op time w/ext fuel tank

GXV 390

4 Stroke
389 cc
13 HP
2.1L/hr at 3,000rpm
2400 L/min
22m
885 x 750 x 525mm
56kg
2 hours 50 minutes



AMPHIBIO STRAINERS (Mini or Max)

Maximum Flowrate Mini | 1,500 L/min
Maxi | 2,700 L/min
Coupling size 3" or 4" available
Dimensions & Weight Mini | 604 x 454 x 171mm | 8kg
Maxi | 790 x 550 x 200mm | 10kg

